



GUJCOT TRADE ASSOCIATION

WEEKLY REPORT 09-Oct-2021

Market Movement from 02nd Oct 2021 to 09th Oct 2021.

- This week was also dominated by bulls. NY December crossed 116 intraday before closing the week just above 110 cents. Speculative run helped NY December to gain 607 points during the week. From 20 September to 8th Oct NY December gained nearly 22 cents.
- US Export sales was lower with higher prices, mills stayed away from purchase or fixation. 2,60,000 bales sold and just 1,28,000 bales shipped.
- Lower US export sales and extended reserve sales of China has helped market to take a breath from continuous uptrend but still there is bull power in the market.
- ZCE at record high near 22,000 yuan per ton. China is main factor to pull all cotton futures.
- In India market MCX has also touched new intraday high of 31,500 Rs/Bale after closing near 31,000. Future is too high than current physical market.
- Gujcot spot rate is above 59,000 Rs per Candy and for good grade some bargains are near 60,000 Rs per Candy also. With hedge to futures forward bargain demanded for even higher rate also.
- CCI increased daily 1000 Rs a candy. And even with higher rate, they were able to sale some quantity. Now CCI unsold stock is nearly 2 lakh bales.
- Indian rupee got weaker and closed at 74.99
- Weaker rupee and higher NY make Indian basis cheaper. Indian basis is now near 1,000 to 1,100 points negative.
- Indian mills are enjoying spinning of cheaper cotton than rivals of other origin but at current stage forward booking of Indian cotton yarn is limited.
- Good sunshine across India now, increasing hope for arrivals to peak up. Majority of current arrivals are of low grade but good sun shine will improve the grade.
- Hope for market to get stabilized next week.



GUJCOT TRADE ASSOCIATION

WEEKLY REPORT 09-Oct-2021

Gujarat District wise Cotton Sowing

Gujarat Districtwise Cotton Sowing Till 27-September-2021			
Kutch	546	Saurashtra	15,603
Kutch	546	Surendranagar	3,347
		Rajkot	1,982
North Gujarat	1,948	Jamnagar	1,294
Banarsakantha	399	Porbandar	41
Patan	462	Junagadh	346
Mehsana	322	Amreli	3,019
Sabarkantha	423	Bhavnagar	2,227
Gandhinagar	204	Morbi	1,812
Aravali	138	Botad	1,382
		Gir Somnath	111
Middle Gujarat	2,958	Devbhumi Dwarka	42
Ahmedabad	975		
Anand	14	South Gujarat	1,484
Kheda	136	Surat	45
Panchmahal	126	Narmada	535
Dahod	3	Bharuch	796
Vadodara	749	Dang	0
Mahisagar	73	Navsari	0
Chota Udaipur	881	Valsad	0
		Tapi	109
TOTAL			22,539
TOTAL (Last Year)			22,792
All Figures in '00 Hectares			
Source :- Agriculture, Farmers Welfare and Co-operation Department Government of Gujarat			



GUJCOT TRADE ASSOCIATION

WEEKLY REPORT

09-Oct-2021

Global

US Weekly Export Sales

- Net UPLAND sales of 246,700 RB for 2021/2022 were down 57 percent from the previous week and 40 percent from the prior 4-week average. Increases primarily for China (174,500 RB, including decreases of 11,000 RB), Guatemala (33,000 RB), Turkey (18,200 RB), Vietnam (14,200 RB, including 100 RB switched from Japan), and Indonesia (11,400 RB, including 1,200 switched from Vietnam), were offset by reductions for India (20,700 RB) and Pakistan (2,200 RB).
- Net UPLAND sales for 2022/2023 of 55,000 RB were primarily for China (40,000 RB). Exports of 125,100 RB--a marketing-year low--were down 24 percent from the previous week and 32 percent from the prior 4-week average.
- The destinations were primarily to China (30,800 RB), Mexico (16,700 RB), Bangladesh (12,600 RB), Vietnam (11,200 RB), and Turkey (11,100 RB).
- Net PIMA sales of totaling 13,700 RB were down 19 percent from the previous week and 12 percent from the prior 4-week average. Increases were primarily for India (8,300 RB) and Peru (4,700 RB).
- Exports of PIMA 3,700 RB were down 68 percent from the previous week and 51 percent from the prior 4-week average.
- The destinations were primarily to China (2,200 RB), India (900 RB), Thailand (400 RB), and Guatemala (200 RB).

US Export Sales	30-Sep-2021
Marketing Year 2021-22	
Upland Gross Sales	2,83,700
Cancellation	37,100
Net Upland Sales	2,46,600
PIMA Gross Sales	13,700
Cancellation	0
Net PIMA Sales	13,700
Total Gross Sales	2,97,400
Total Cancellation	37,100
Total Net Sales	2,60,300
Shipments	
UPLAND	1,25,100
PIMA	3,700
Total Shipment	1,28,800
Marketing Year 2022-23	
Net Upland Sales	55,000
Net PIMA Sales	0
Total Net Sales	55,000
All Figures in US Running Bale	



GUJCOT TRADE ASSOCIATION

WEEKLY REPORT 09-Oct-2021

Gujarat Spot Rate Weekly Changes						
Variety	Staple Length	Mic.	02-10-21	09-10-21	Change	Change (in Per.)
					W/W	W/W
Shankar 6	29 mm	3.8	57,050	59,050	2,000	3.39%
V-797	13 % Trash		34,900	37,100	2,200	5.93%
MCX Spot Rate			27,620	28,480	860	3.02%
USD-INR Exchange			74.12	74.98	0.86	1.15%

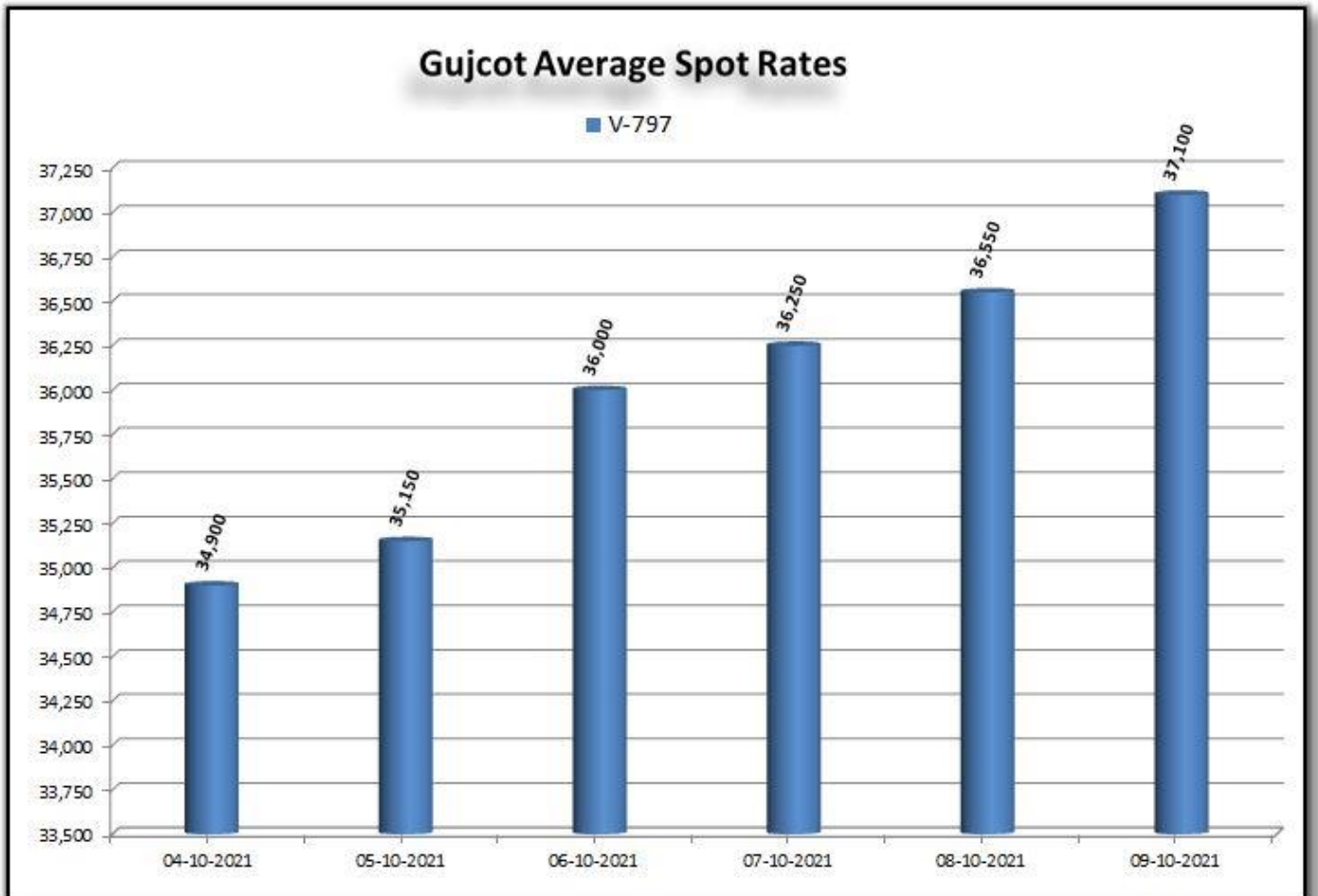
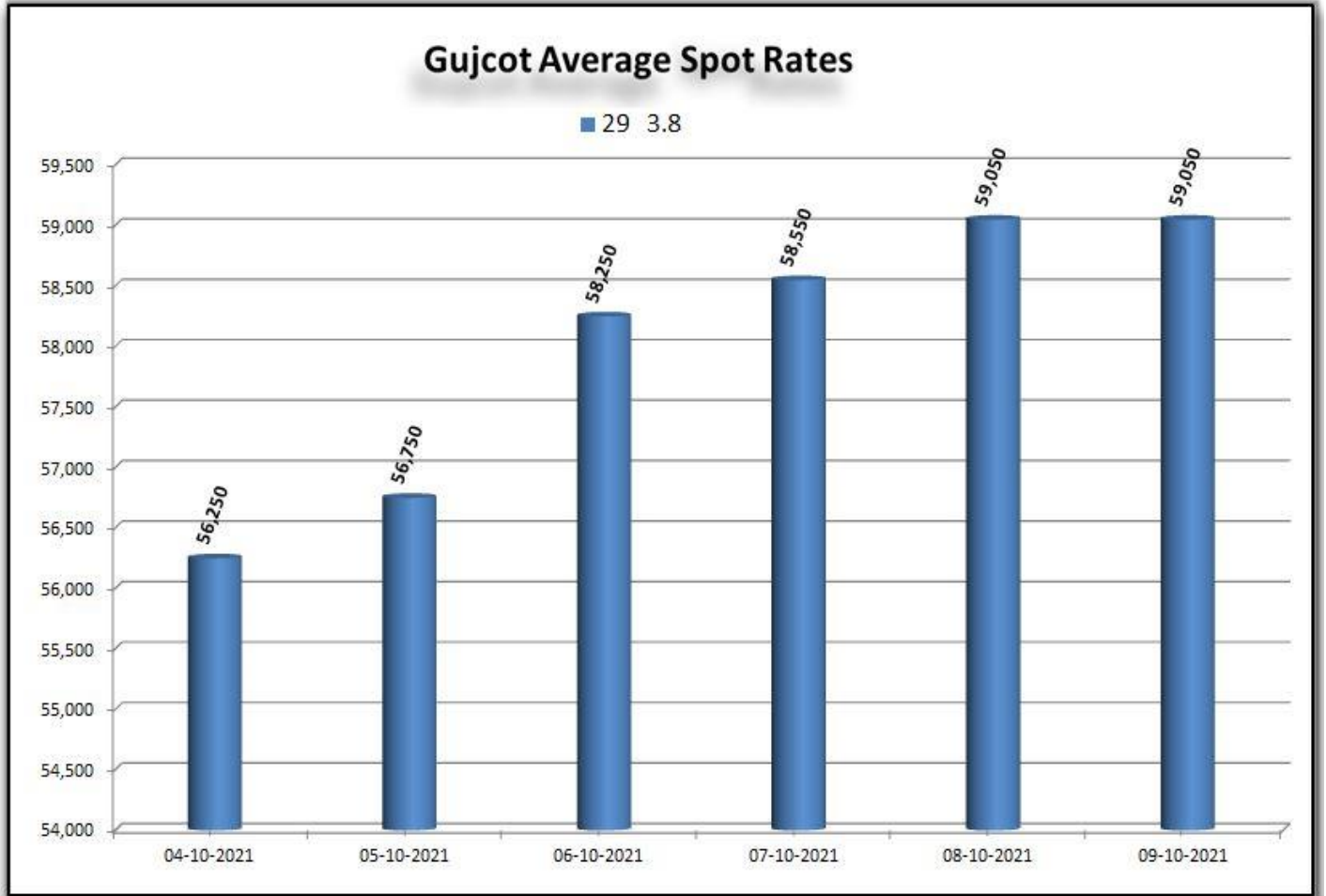
Average Rate of Last week					
Variety	Staple Length	Mic.	Price Range		Average Of 6 Days
			Low	High	
Shankar 6	29	3.8	56,250	59,050	57,983
Shankar 6	28.5	3.7	No Quote	No Quote	No Quote
Shankar 6	28	3.6	No Quote	No Quote	No Quote
Shankar 6	27	3.2	No Quote	No Quote	No Quote
Shankar 6	26	3.0	No Quote	No Quote	No Quote
V-797	13% Trash		34,900	37,100	35,992
MCX Spot Rate			27,380	28,480	28,003
USD Exchange Rate			74.31	74.98	74.74

Rate Of Last Week				
Date	29 3.8	V-797	MCX Spot Rate	USD-INR Exchange
04-10-2021	56,250	34,900	27,440	74.31
05-10-2021	56,750	35,150	27,380	74.44
06-10-2021	58,250	36,000	28,020	74.98
07-10-2021	58,550	36,250	28,220	74.77
08-10-2021	59,050	36,550	28,480	74.98
09-10-2021	59,050	37,100	28,480	74.98



GUJCOT TRADE ASSOCIATION

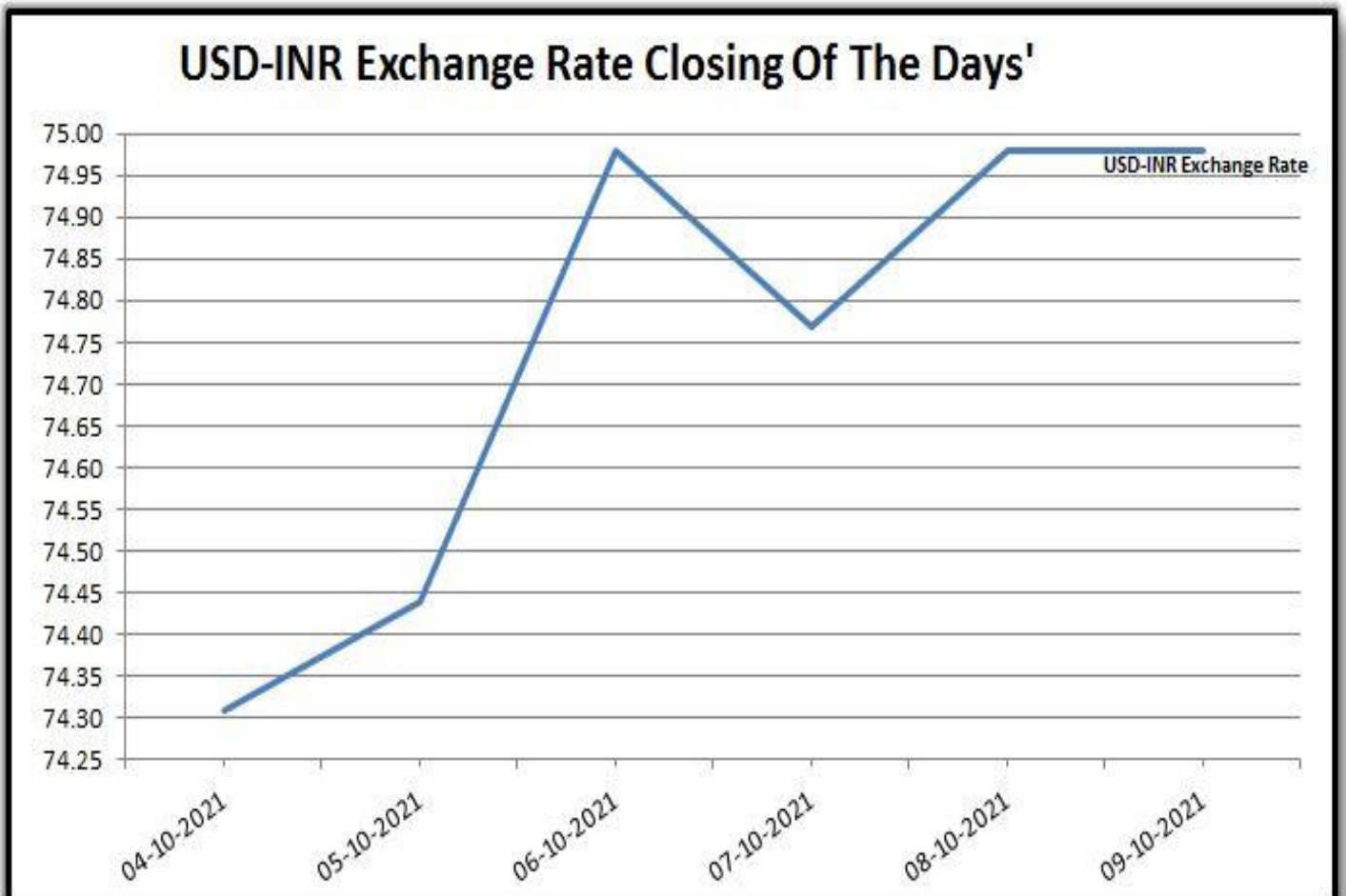
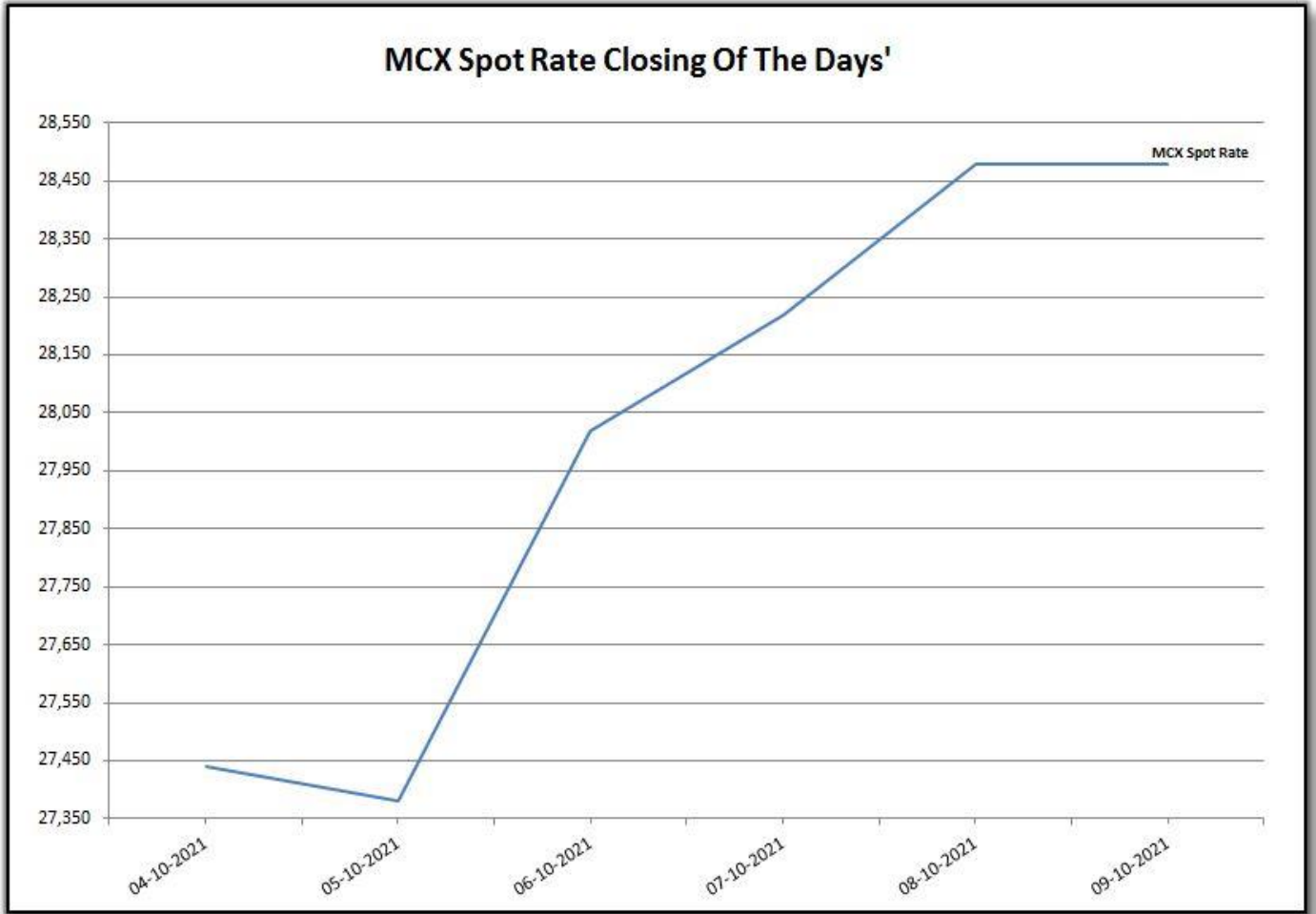
WEEKLY REPORT 09-Oct-2021





GUJCOT TRADE ASSOCIATION

WEEKLY REPORT 09-Oct-2021

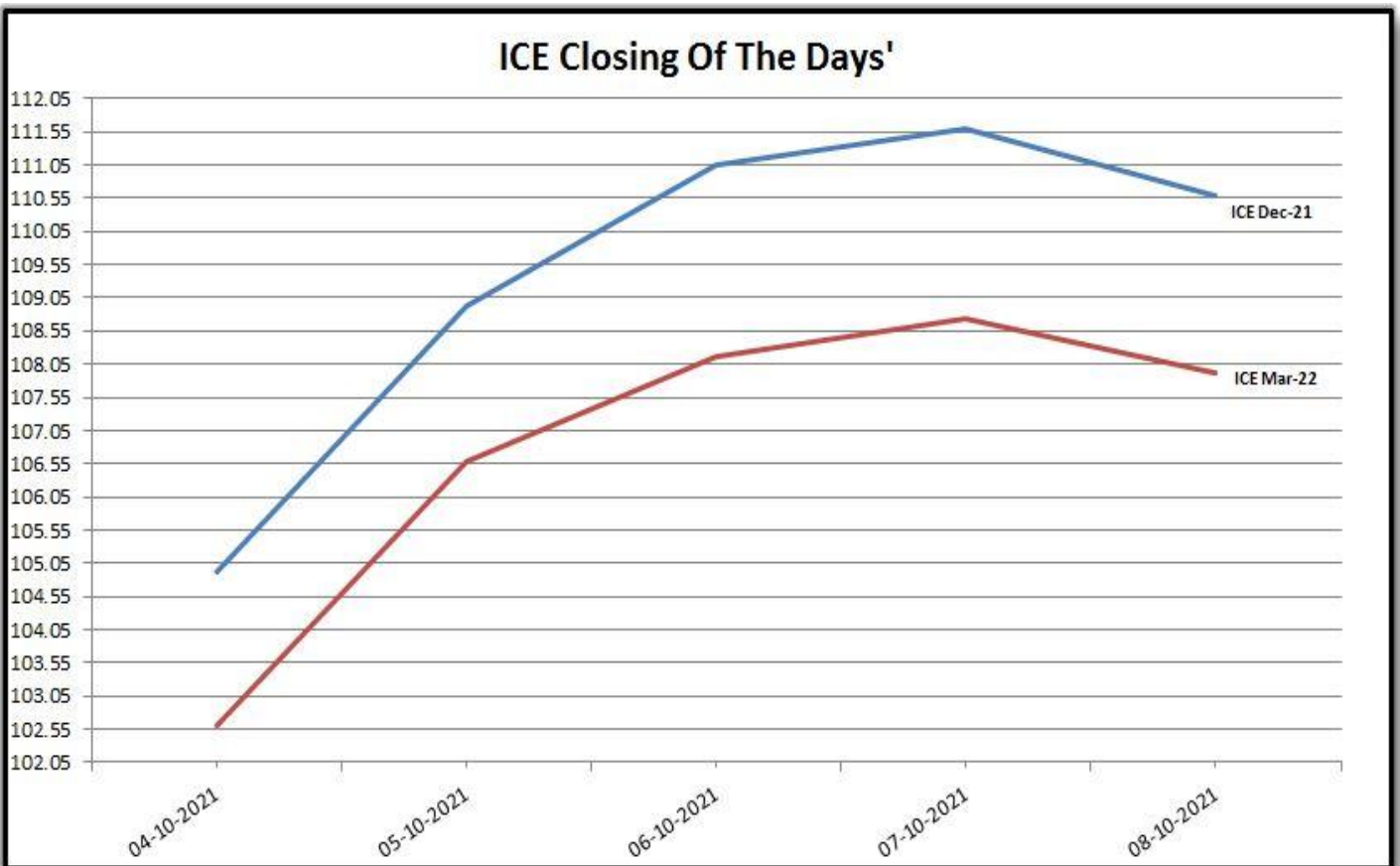
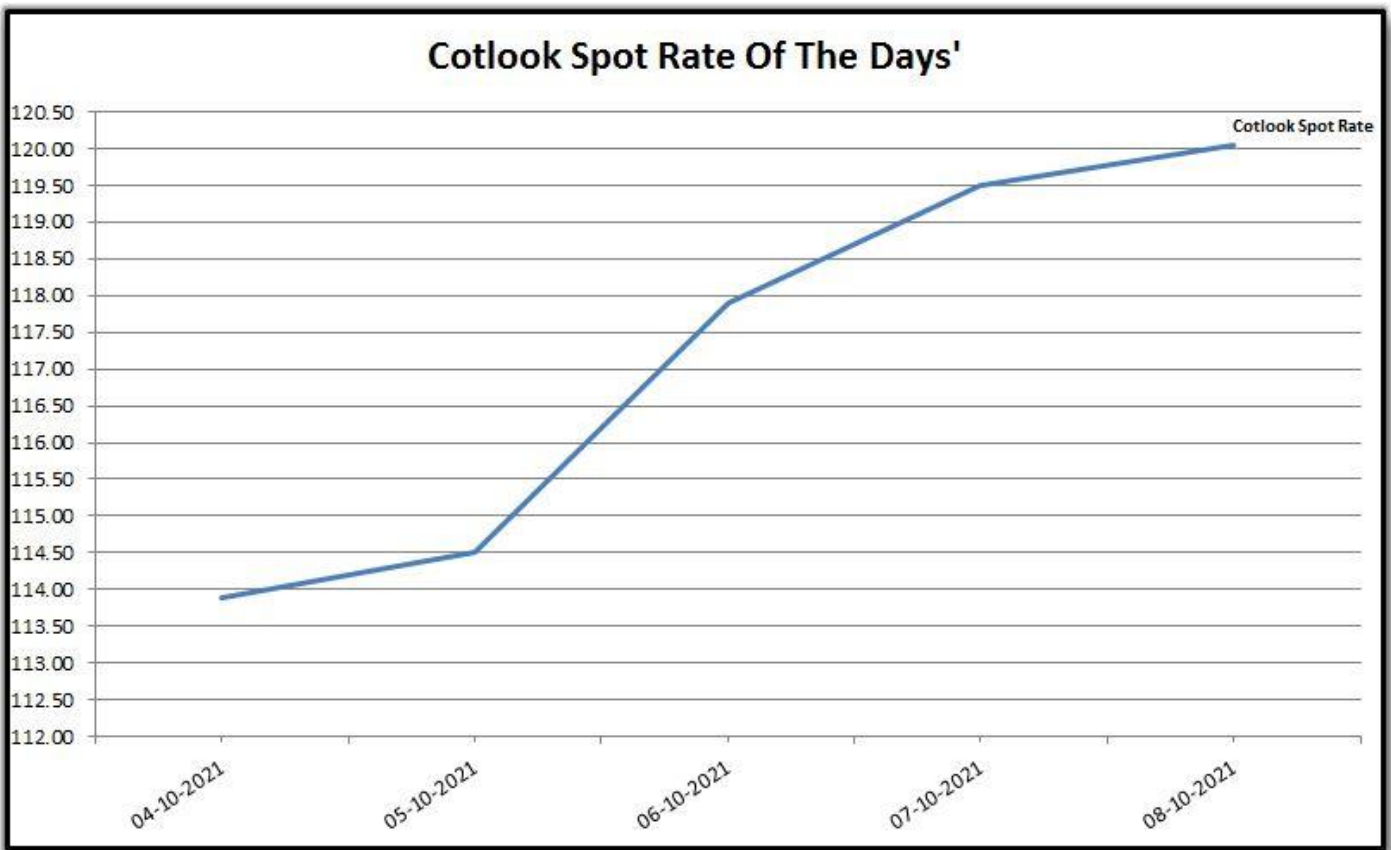




GUJCOT TRADE ASSOCIATION

WEEKLY REPORT 09-Oct-2021

Foreign Indices			
Date	Cotlook	ICE	
	Spot Rate	Dec-21	Mar-22
04-10-2021	113.90	104.93	102.59
05-10-2021	114.50	108.93	106.59
06-10-2021	117.90	111.06	108.17
07-10-2021	119.50	111.61	108.73
08-10-2021	120.05	110.60	107.91





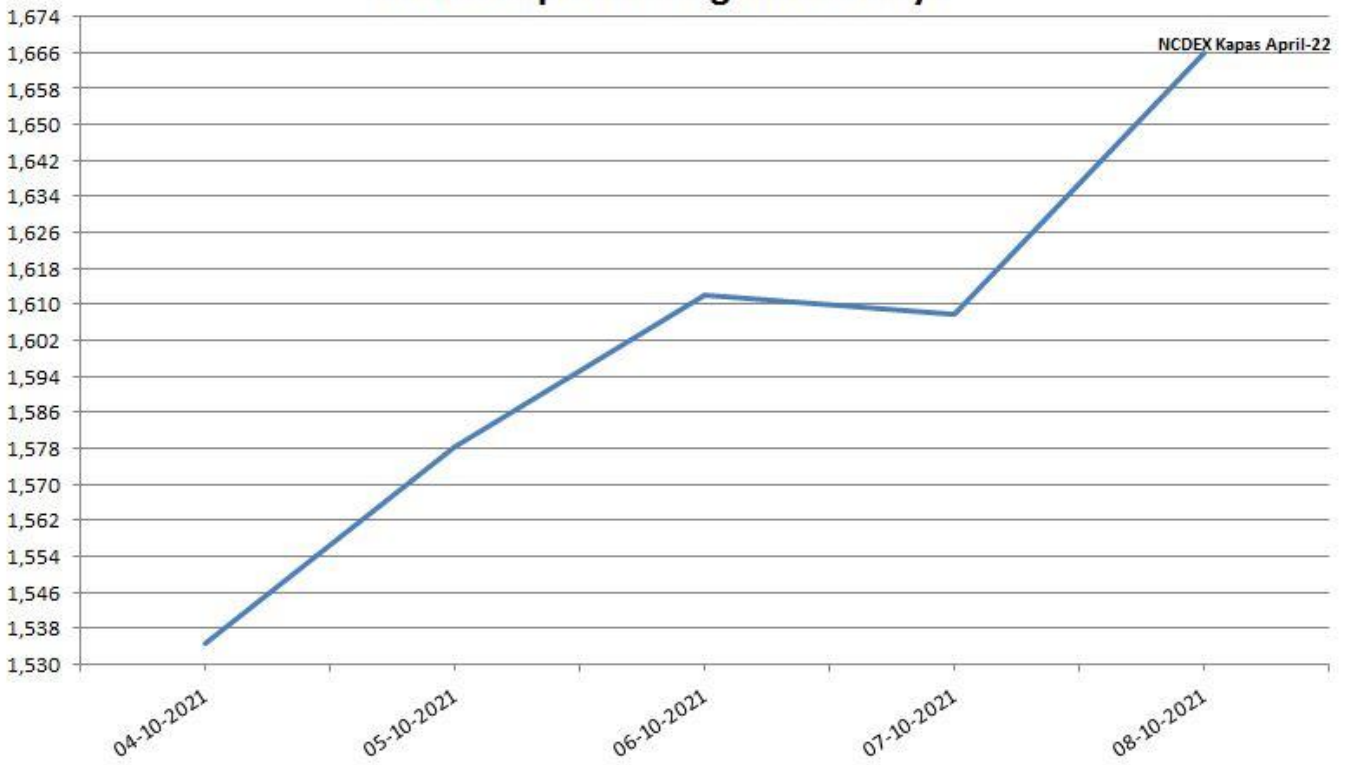
GUJCOT TRADE ASSOCIATION

WEEKLY REPORT 09-Oct-2021

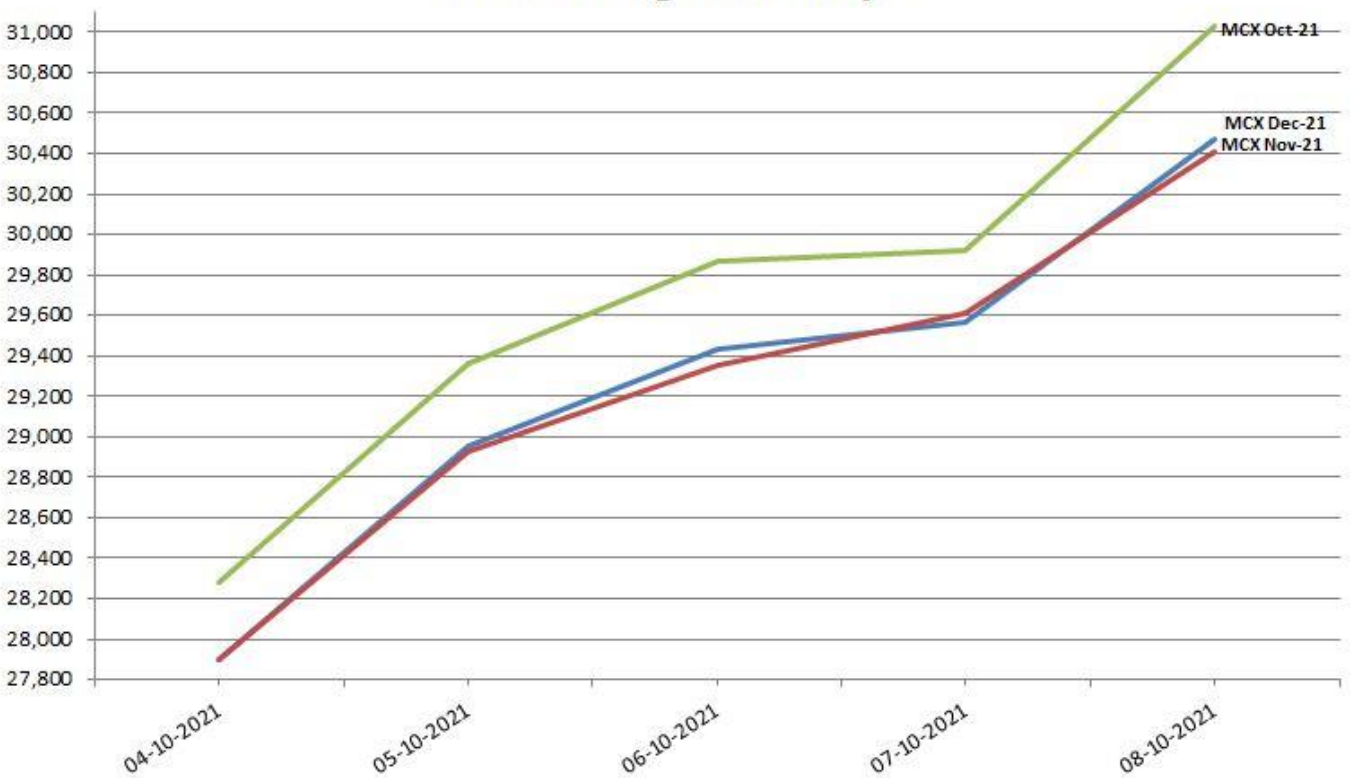
Indian Indices

Date	NCDEX Kapas	MCX		
	April	Aug-21	Oct-21	Nov-21
04-10-2021	1,534.50	28,280	27,900	27,900
05-10-2021	1,578.50	29,360	28,950	28,930
06-10-2021	1,612.00	29,870	29,430	29,350
07-10-2021	1,608.00	29,920	29,570	29,610
08-10-2021	1,666.00	31,030	30,470	30,410

NCDEX Kapas Closing Of The Days'



MCX Closing Of The Days'





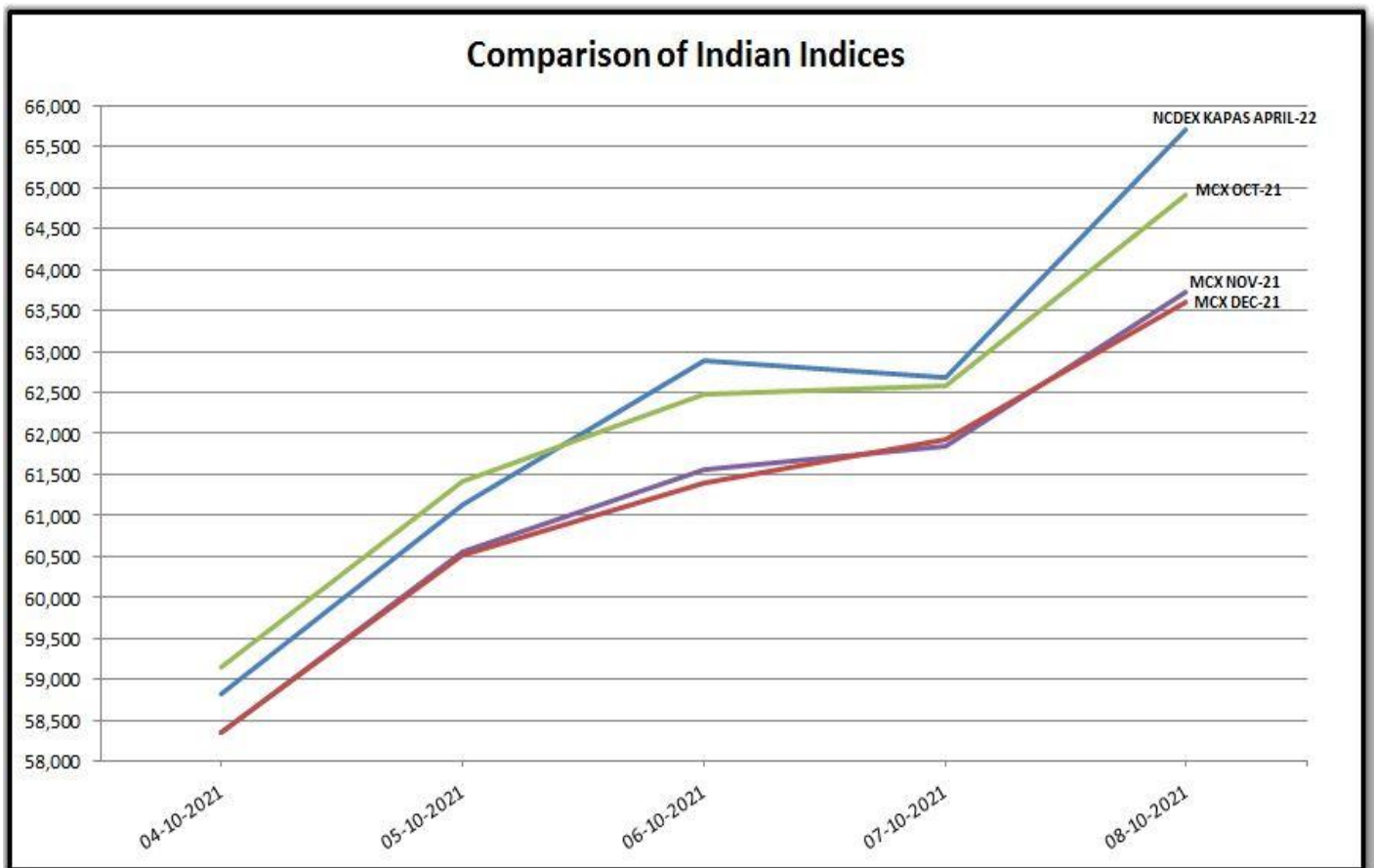
GUJCOT TRADE ASSOCIATION

WEEKLY REPORT 09-Oct-2021

Indian Indices in Candy Rate

Date	NCDEX Kapas	MCX		
	April	Aug-21	Oct-21	Nov-21
04-10-2021	58,831	59,153	58,358	58,358
05-10-2021	61,132	61,412	60,555	60,513
06-10-2021	62,884	62,479	61,559	61,391
07-10-2021	62,675	62,584	61,852	61,935
08-10-2021	65,708	64,905	63,734	63,609

Remark :- For NCDEX Kapas we have taken seed rate 700/20 Kg to convert in Candy.

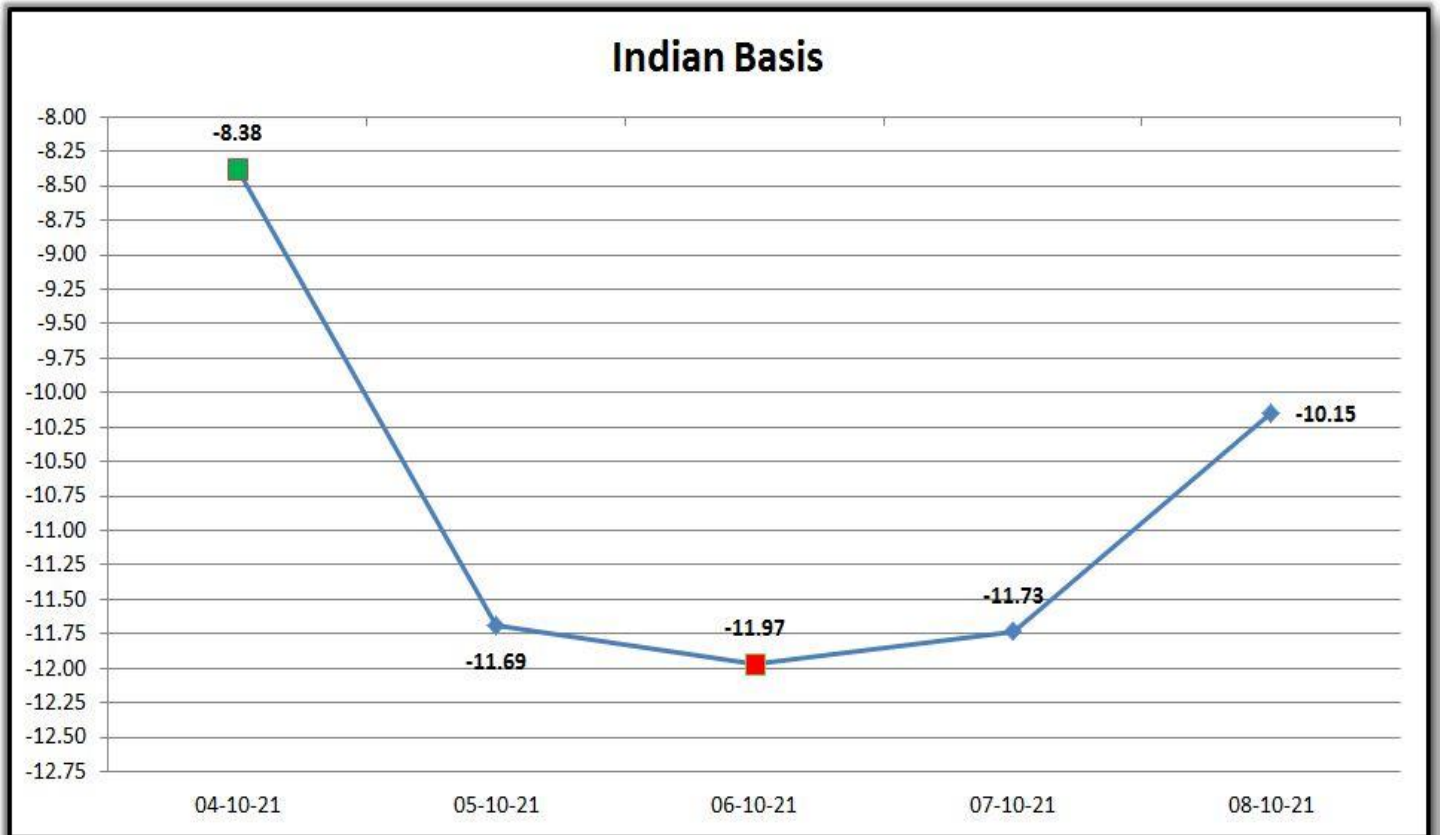




GUJCOT TRADE ASSOCIATION

WEEKLY REPORT 09-Oct-2021

Indian Basis					
DATE	29 MM	USD-INR	CENTS/LB	ICE DEC	BASIS
04-10-21	56,250	74.31	96.55	104.93	-8.38
05-10-21	56,750	74.44	97.24	108.93	-11.69
06-10-21	58,250	74.98	99.09	111.06	-11.97
07-10-21	58,550	74.77	99.88	111.61	-11.73
08-10-21	59,050	74.98	100.45	110.60	-10.15





GUJCOT TRADE ASSOCIATION

WEEKLY REPORT

09-Oct-2021

IN THE WEEK AHEAD

- Friday at 2:30 p.m. Central – Commitments of Traders
- Monday at 3:00 p.m. Central – Crop Progress and Condition
- Thursday at 7:30 a.m. Central – Export Sales Report
- Thursday at 11:00 a.m. Central – WASDE
- Thursday at 11:00 a.m. Central – Crop Production
- Thursday at 2:30 p.m. Central – Cotton-On-Call

One stop solution for all cotton related reports and information.

Visit <https://www.gujcot.com>. It's updated every day in real time.

You can view

- Gujarat Daily Spot Rate at 5:30 pm and Historical Data
- Gujarat Latest Pressing Report and Historical Data
- Daily Weather Report
- Cotton Advisory Board Balance sheet and Area, Production, Yield reports from cotton season 1991-1992 to 2017-2018 estimate available from Menu->Reports
- All Historical Gujcot Weekly Reports Menu->Reports
- All India Cotton Sowing data
- Gujarat Cotton Sowing District wise Report
- US Export Sales Report
- US Crop Progress Report
- China Cotton Auction Update
- International Cotton Indices and Spot Rates.
- USDA WASDE Report
- ICE Cotton On Call Report
- And All other National & International reports and upcoming events

Report Sponsors:

Click on Sponsor's Logo to visit Sponsor's Website



Dharmdeep Commodities Pvt. Ltd.

Report prepared by

Milan Rajpara

Manager

Gujcot Trade Association